

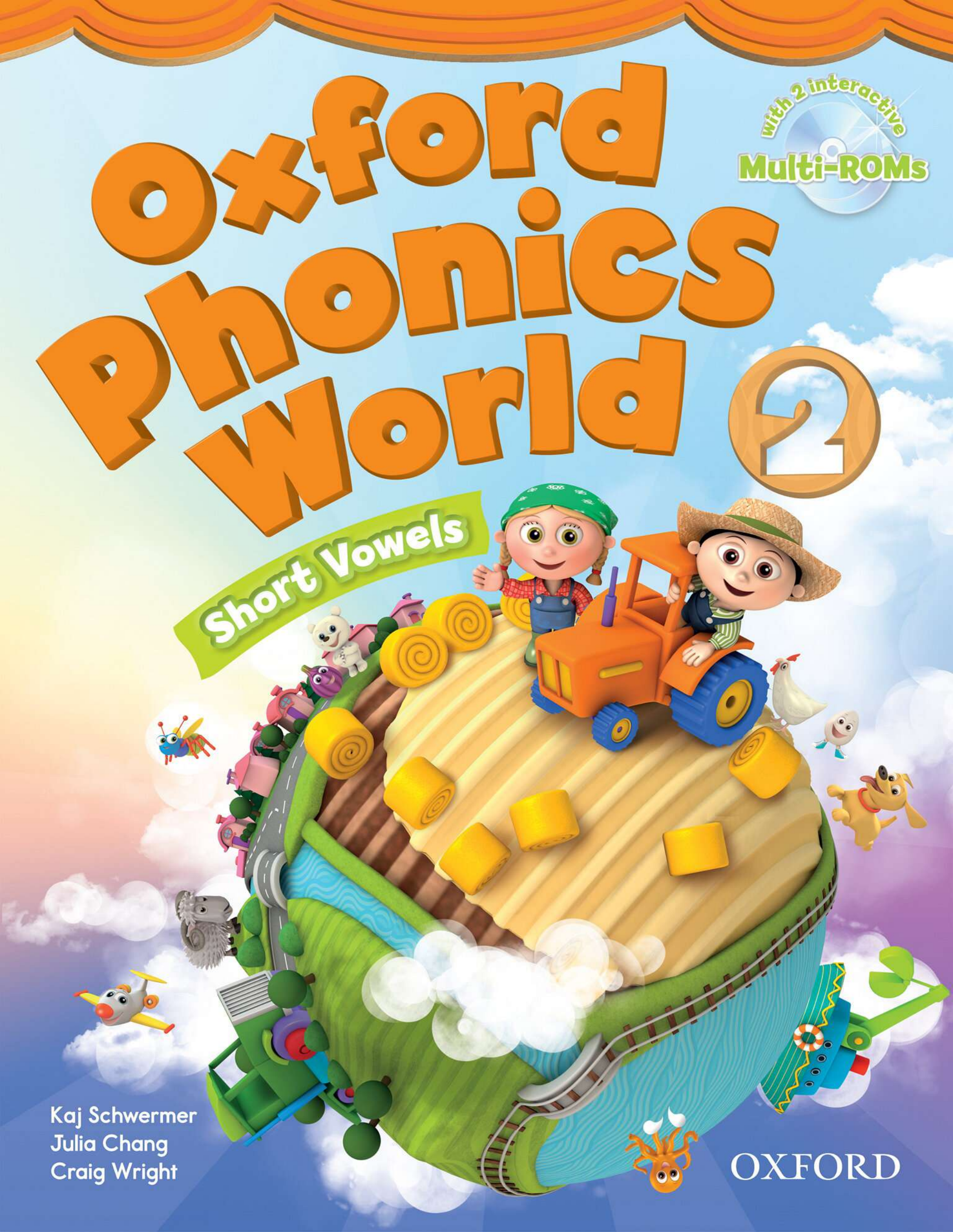
# Oxford Phonics World 2

with 2 interactive  
Multi-ROMs

Short Vowels

Kaj Schwermer  
Julia Chang  
Craig Wright

OXFORD



# Oxford Phonics World 2

Short Vowels

Kaj Schwermer Julia Chang Craig Wright



OXFORD  
UNIVERSITY PRESS

# Short Vowels

## Unit 1

short a

**a am an**  .....4

a ..... cat ant yak ax  
am ..... ram jam yam dam  
an ..... fan man pan can

**Story** .....11

## Unit 2

short a

**ad ag ap at**  .....12

ad ag ..... dad pad bag rag  
ap ..... cap map nap tap  
at ..... bat rat hat mat

**Story** .....19

## Review 1

**Song**  .....20

**Game**  .....23

## Unit 3

short e

**e et en ed**  .....24

e ..... web egg vet ten  
et ..... jet net wet pet  
en ed ..... hen pen red bed

**Story** .....31

## Unit 4

short i

**i ip ib id**  .....32

i ..... hip ink zip in  
ip ..... lip tip sip rip  
ib id ..... bib rib kid lid

**Story** .....39

## Review 2

**Song**  .....40

**Game**  .....43



## Unit 5

short i

in ig it ix



44

in..... pin fin bin win  
ig..... fig wig big dig  
it ix ..... pit hit six mix

**Story** .....51

## Unit 6

short o

o ot op



52

o..... fox log ox rod  
ot..... pot hot cot dot  
op..... top mop hop pop

**Story** .....59

### Review 3

**Song**

60

**Game**

63

## Unit 7

short u

u ug ud up



64

u..... sun up jug hug  
ug..... bug rug mug  
ud up ..... bud mud pup cup

**Story** .....71

## Unit 8

short u

ut ub um un



72

ut..... nut hut cut  
ub um..... cub tub gum hum  
un..... bun run fun

**Story** .....79

### Review 4

**Song**

80

**Game**

83

**Picture Dictionary** .....84

**Student Cards** .....89

**Certificate** .....101

# Unit 1

short a

a am an


A Listen and learn. disc 1  
**03**



B Listen, point, and repeat. disc 1  
**04**



cat



ant



yak



ax

**C** Listen and read. Then write. disc 1 05

1.




=



2.



=




3.



=



4.




=



**D** Listen and chant. Then read. disc 1 06



I see an ant and an ax.




a am an


A Listen and learn. disc 1  
07

a + m = a m

r + a m = r a m


B Listen, point, and repeat. disc 1  
08

1.




ram

2.



jam

3.



yam

4.



dam

**C** Listen and circle the ones that rhyme.

disc 1  
09

1.

2.

3.



**D** Read and write.

yam ant ram dam jam cat

1.



ram

2.



3.



4.



**E** Listen and chant. Then read.

disc 1  
10

ram dam yam jam






a am an

A Listen and learn.

disc 1  
11

a + n = an


f + an = fan



B Listen, point, and repeat.

disc 1  
12

1.



fan

2.



man

3.



pan

4.



can

**C Listen and circle.** disc 1  
13



f an  
c an



f an  
p an



c an  
m an



m an  
p an

**D Read, check, and write.**



yak

man

pan

man



pan

dam

fan



man

jam

can



can

fan

cat

**E Listen and chant. Then read.** disc 1  
14



The man has a can and a pan.



short a

a

am

an

ad

ag

ap

at

a am an

**A** Circle.

1.




yak pan  
jam ax

2.



cat can  
fan yam

3.



dam man  
ant ram

**B** Listen, read, and write.

disc 1  
15

yam ram can dam fan pan jam man

am

yam

an

Now try these!

Sam van



C Look and listen. Read along. disc 1  
16


## Ants



A man with a van is at the dam.



He has a fan, a can, and a yam.



The ants want the yam!



The man puts jam on the yam for the ants.

**Sight words:** with at puts on for



# Unit 2

short a

ad ag ap at

A Listen and learn.

disc 1  
17

a + d = ad



d + ad = dad



a + g = ag



b + ag = bag



B Listen, point, and repeat.

disc 1  
18



dad



pad



bag



rag

**C** Listen and number. disc 1  
19



**D** Circle and write.



b a r g

bag



b r a g

\_\_\_\_\_



d p a d

\_\_\_\_\_



p a b d


\_\_\_\_\_

**E** Listen and chant. Then read. disc 1  
20

bag dad pad rag



ad ag ap at

A Listen and learn. disc 1  
21


a + p = ap

c + ap = cap

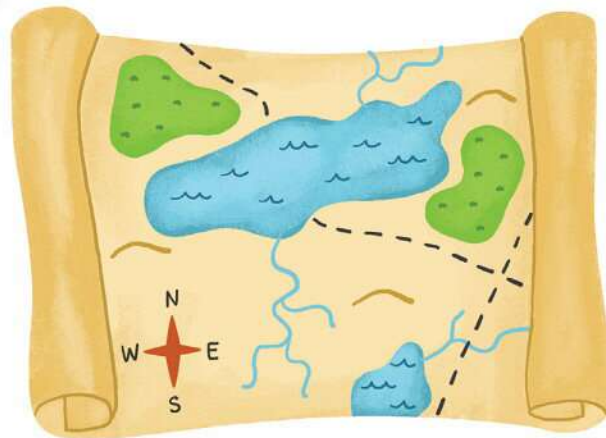
B Listen, point, and repeat. disc 1  
22

1.



cap

2.



map

3.



nap

4.



tap



**C** Listen and circle the ones that rhyme. disc 1  
23

1.  

2.  

3.  

**D** Read and match. Then write.

1. tap                      2. cap                      3. nap                      4. map



tap

**E** Listen and chant. Then read. disc 1  
24



Is that your cap on the map?






ad ag ap at

A Listen and learn.

disc 1  
25

a + t = at

b + at = bat



B Listen, point, and repeat.

disc 1  
26

1.



bat

2.



rat

3.



hat

4.



mat



a



am



an

**C** Listen and circle the one that rhymes.

disc 1  
27

1. mat



2. hat



3. bat



4. rat



**D** Listen, match, and write.

disc 1  
28

1. **r** **at**  
m  
b

rat

2. **h** **at**  
r  
b

3. **c** **at**  
r  
m

4. **m** **at**  
b  
h

**E** Listen and chant. Then read.

disc 1  
29

bat hat rat mat



short e

Unit 2

17

ad

ag

ap

at

e

et

# ad ag ap at

## A Circle.




bag rat  
rag



nap tap  
bat



cap pad  
dad



map hat  
mat

## B Listen and write. disc 1 30

ad	ap	at
pad		
ag		



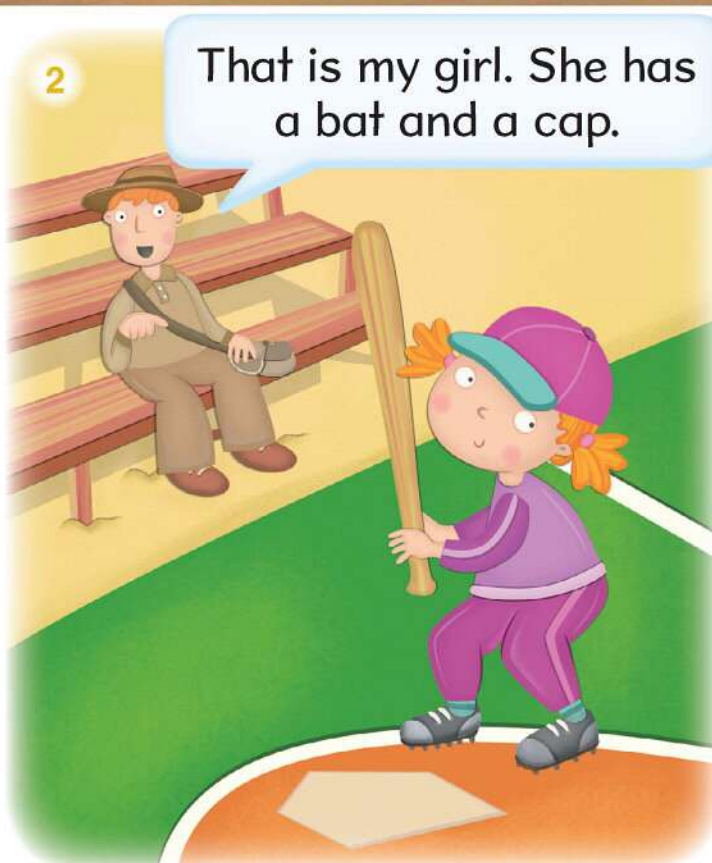

**Now try these!** mad tag lap pat



**C** Look and listen. Read along.

disc 1  
31

## A Day with Dad



**Sight words:** day girl she we use then take



## Review 1

a am an ad ag ap at



A Look and listen. Sing along.

disc 1  
32

Song

Bag, map, ax, cap, fan, can, pan.

A girl with a bag,

A man with a map,


A ram with an ax,

A yak with a cap,

A rat with a fan,

A cat with a can,

And a small ant with a pan.



a

am

an

ad

ag


**B** Listen and circle the ones that rhyme.

disc 1  
33

1.



2.



3.



4.



**C** Match and write.

1.



an

y k

da

2.



bag

d m

ca

3.



am

c n

ya

4.



ak

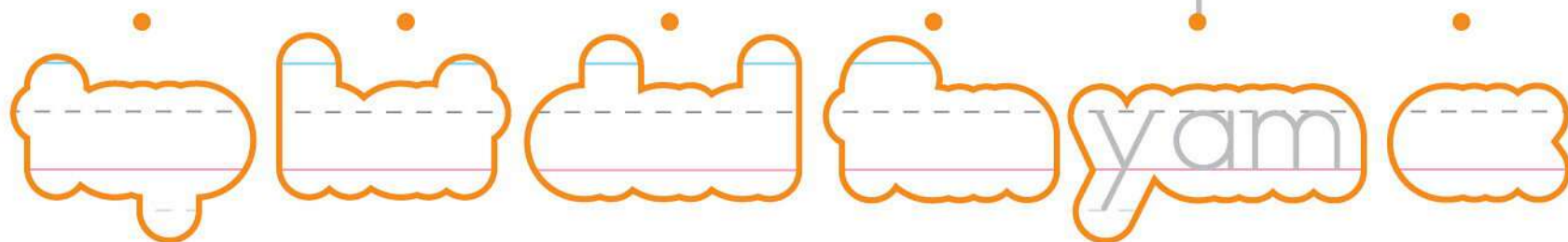

bag

bag

# a am an ad ag ap at

**D** Read and match. Then write.

1. yam    2. fan    3. tap    4. dad    5. ax    6. hat



**E** Listen, read, and check. disc 1  
34



The man has a rag.   
The man has a cap.



A cat is on the mat.   
A yak is on the mat.



I see a rat at the dam.   
I see a ram at the dam.



The ant is on the can.   
The ant is on the pad.



F Play the game.

Start

dam

pad

man

bat

nap

mat



ant



can



ram



cat



yam

bag



cap

tap



fan



yak



rat



rag



pan

dad



jam

End



map



hat



ax



short e






**A** Listen and learn. disc 1 35




**B** Listen, point, and repeat. disc 1 36

1.



web

2.



egg

3.



vet

4.



ten



**C** Listen and read. Then write. disc 1  
37

1.



= e g g

Handwriting practice lines for the word 'egg'.


2.



= t e n

Handwriting practice lines for the word 'ten'.

3.



= w e b

Handwriting practice lines for the word 'web'.

4.



= v e t

Handwriting practice lines for the word 'vet'.

**D** Listen and chant. Then read. disc 1  
38



The vet has ten big eggs.




e et en ed

A Listen and learn. disc 1 39

e + t = et

j + et = jet



B Listen, point, and repeat. disc 1 40



jet



net




wet



pet



**C** Listen and number. disc 1  
41



**D** Read, check, and write.



wet

net

vet

Handwriting practice lines (dashed top, solid middle, dashed bottom).



egg

pet

jet

Handwriting practice lines (dashed top, solid middle, dashed bottom).



jet

wet

web

Handwriting practice lines (dashed top, solid middle, dashed bottom).



pet

ten

net

Handwriting practice lines (dashed top, solid middle, dashed bottom).

**E** Listen and chant. Then read.



wet net jet pet



e et en ed

A Listen and learn.

disc 1  
43

e + n = en




h + en = hen



e + d = ed




r + ed = red



B Listen, point, and repeat.

disc 1  
44

1.



hen

2.



pen

3.



red

4.



bed




**C Listen and circle.** disc 1  
45



p  
h en



r  
b ed




t  
h en




b  
r ed

**D Circle and write.**



ed



red



en



\_\_\_\_\_



en



\_\_\_\_\_



ed



\_\_\_\_\_

**E Listen and chant. Then read.** disc 1  
46 

The red pen is on the bed.



# e et en ed

## A Circle.



jet ten  
pet



vet hen  
web



egg net  
red



wet pen  
bed

## B Listen, read, and write. disc 1 47

net pen jet bed hen wet red pet

et

en

ed

Blank handwriting box with dashed midline and solid top and bottom lines.

Blank handwriting box with dashed midline and solid top and bottom lines.

Blank handwriting box with dashed midline and solid top and bottom lines.

Blank handwriting box with dashed midline and solid top and bottom lines.

Blank handwriting box with dashed midline and solid top and bottom lines.

Blank handwriting box with dashed midline and solid top and bottom lines.

Blank handwriting box with dashed midline and solid top and bottom lines.

Blank handwriting box with dashed midline and solid top and bottom lines.

Now try these!

get den wed

C Look and listen. Read along. disc 1  
48


## My Pet Hen



The red hen is wet.



We go to the vet.



Sight words: oh in go to



# Unit 4

short i


i ip ib id

A Listen and learn. disc 1  
49



B Listen, point, and repeat. disc 1  
50

1.



hip

2.




ink

3.



zip


4.



in

**C** Listen and read. Then write. disc 1  
51

1.



i n =

in

Handwriting practice lines for the word 'in'.

2.




i n k =

ink

Handwriting practice lines for the word 'ink'.

3.



h i p =

hip

Handwriting practice lines for the word 'hip'.

4.



z i p =

zip

Handwriting practice lines for the word 'zip'.

**D** Listen and chant. Then read. disc 1  
52

hip zip in ink



i ip ib id




A Listen and learn. disc 1 53

i + p = ip

l + ip = lip

B Listen, point, and repeat. disc 1 54



**C** Listen and circle the one that rhymes.

disc 1  
55

1. sip



2. lip



3. rip



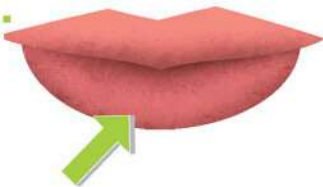
4. tip



**D** Read and write.

zip tip lip hip rip sip

1.



Blank handwriting lines for the word 'lip'.

2.



Blank handwriting lines for the word 'sip'.

3.



Blank handwriting lines for the word 'rip'.

4.



Blank handwriting lines for the word 'tip'.

**E** Listen and chant. Then read.

disc 1  
56



I like to sip with my lips.




i ip ib id



A Listen and learn. disc 1 57


**i** + **b** = **ib**

**b** + **ib** = **bib**







**i** + **d** = **id**

**k** + **id** = **kid**



B Listen, point, and repeat. disc 1 58









-   
**bib**
-   
**rib**
-   
**kid**
-   
**lid**



**C** Listen and number. disc 1  
59



**D** Circle and write.

1.  b r i b 
2.  k l i d 
3.  r b i b 
4.  l i k d 

**E** Listen and chant. Then read. disc 1  
60

lid kid bib rib



# i ip ib id

## A Circle.

1.



bib hip  
lid

2.



zip rib  
sip

3.



ink in  
rip

4.



tip kid  
lip

## B Listen and write.

disc 1  
61

ip

ib

id

Blank handwriting practice box with dashed midline.

Blank handwriting practice box with dashed midline.

Blank handwriting practice box with dashed midline.

Blank handwriting practice box with dashed midline.

Blank handwriting practice box with dashed midline.

Blank handwriting practice box with dashed midline.

Blank handwriting practice box with dashed midline.

Blank handwriting practice box with dashed midline.

Now try these!

dip fib hid

C Look and listen. Read along. disc 1  
62

## The Kid



The kid can use ink.



He can open a lid.



He can sip and zip.



This kid needs a bib!

Sight words: can open needs



## Review 2

e et en ed i ip ib id

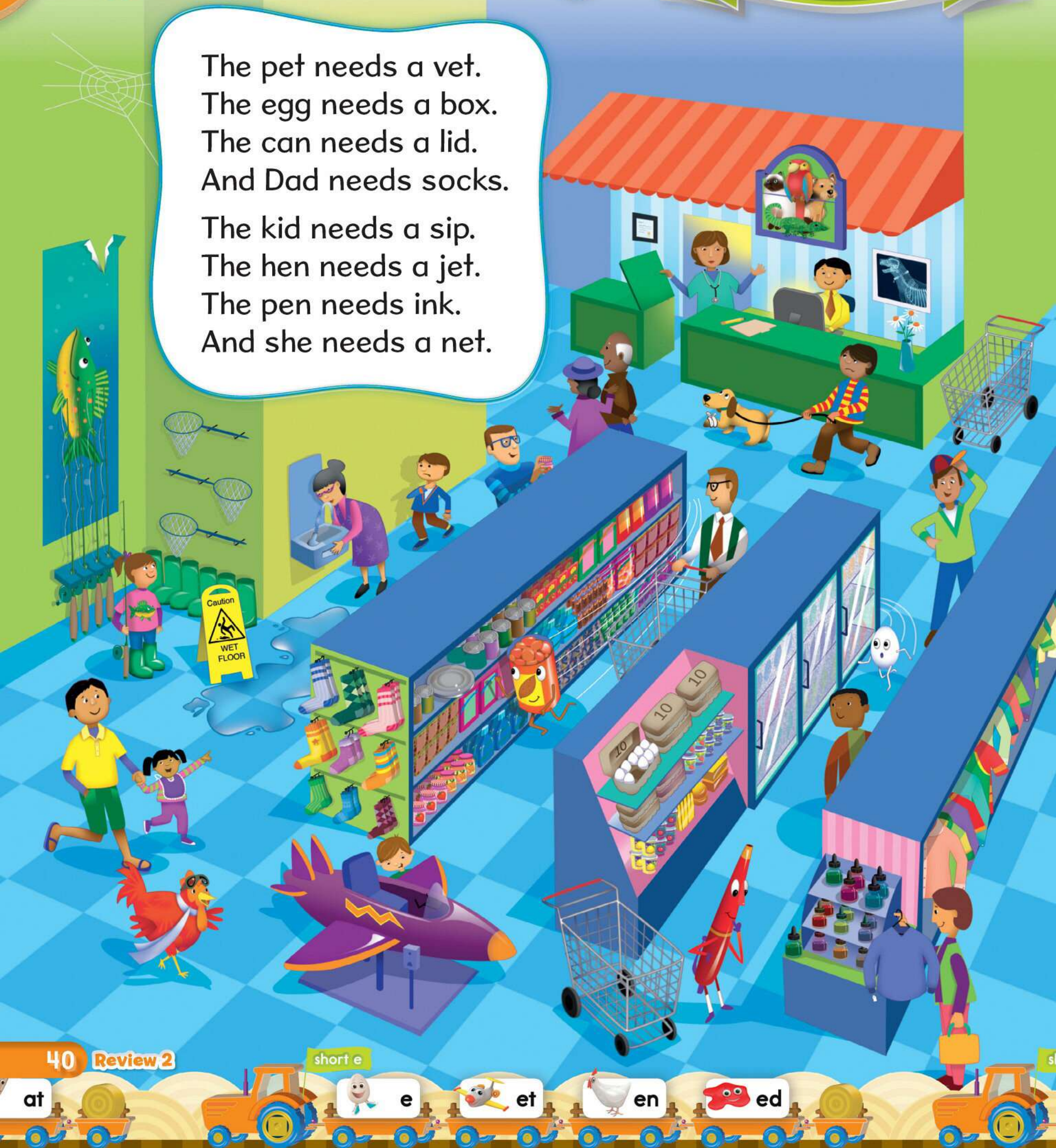


A Look and listen. Sing along.

disc 1  
63

Song


The pet needs a vet.  
 The egg needs a box.  
 The can needs a lid.  
 And Dad needs socks.  
 The kid needs a sip.  
 The hen needs a jet.  
 The pen needs ink.  
 And she needs a net.



**B** Listen and circle the ones that rhyme.

disc 1  
64

1.



2.



3.



4.



**C** Match and write.

1.



gg

i k

eg

2.



en

e g

si

3.



nk

s p

in

4.



ip

h n

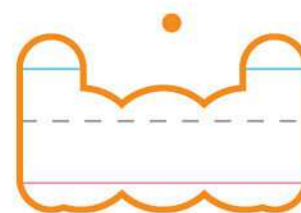
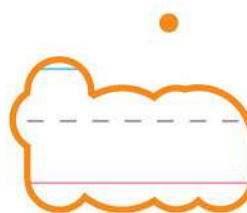
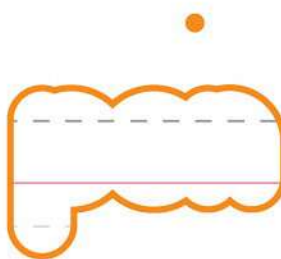
he



e et en ed i ip ib id

**D** Read and match. Then write.

1. bed      2. sip      3. ten      4. lid      5. zip      6. pen



**E** Listen, read, and check.

disc 1  
65



A kid is on the bed.   
A jet is on the bed.



The vet has a pen.   
The vet has a bib.



This pet can sip.   
This pet can rip.



I see an egg in the net.   
I see an egg in the web.



F Play the game.

End



bed



pen



tip



hip



rib

zip



pet



kid



jet



lip



ten

10

wet



web



ink




Start

rip



egg



# Unit 5


short i

in ig it ix

A Listen and learn. disc 2 02

i + n = in

p + in = pin




B Listen, point, and repeat. disc 2 03

1.



pin

2.



fin

3.



bin

4.

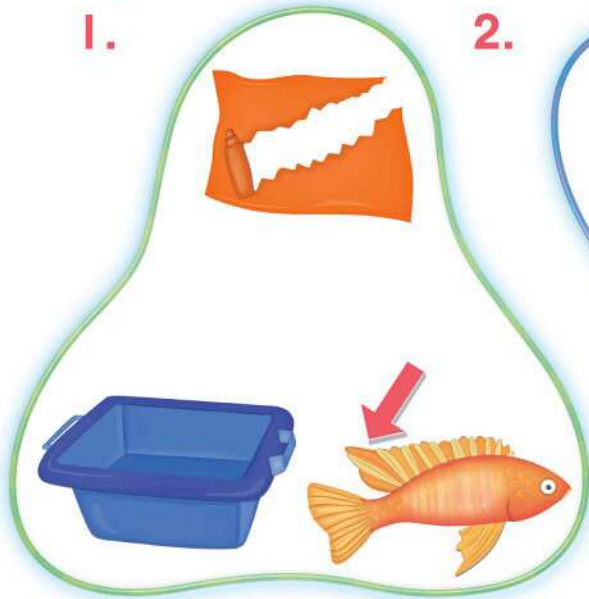


win

**C** Listen and circle the ones that rhyme.

disc 2  
04

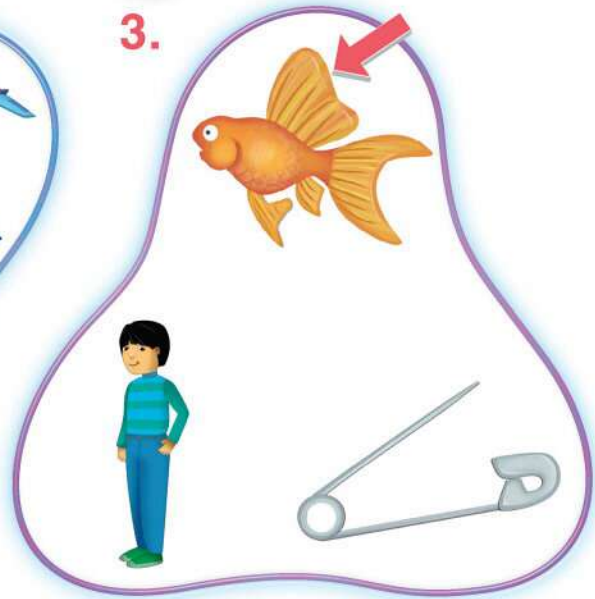
1.



2.



3.



**D** Listen, match, and write.

disc 2  
05

1.

w  
b  
p

in

\_\_\_\_\_

-----

\_\_\_\_\_

2.

f  
w  
p

in

\_\_\_\_\_

-----

\_\_\_\_\_

3.

b  
f  
w

in

\_\_\_\_\_

-----

\_\_\_\_\_

4.

f  
p  
b

in

\_\_\_\_\_

-----

\_\_\_\_\_

**E** Listen and chant. Then read.

disc 2  
06



Can you see a pin in the bin?



**A** Listen and learn. disc 2 07

**i** + **g** = **ig**

**f** + **ig** = **fig**



**B** Listen, point, and repeat. disc 2 08

1.




fig

2.



wig

3.



big

4.




dig

**C** Listen and circle. disc 2  
09



b ig  
f ig



d ig  
b ig



w ig  
f ig



d ig  
w ig

**D** Read and match. Then write.

1. fig

2. wig

3. dig

4. big



**E** Listen and chant. Then read. disc 2  
10

big dig fig wig





in ig it ix

A Listen and learn.

disc 2  
11

i + t = it



p + it = pit



i + x = ix




s + ix = six



B Listen, point, and repeat.

disc 2  
12

1.



pit

2.



hit

3.



six

4.



mix

**C** Listen and circle the one that rhymes.

disc 2  
13

1. six



2. pit



6

3. mix



6

4. hit




**D** Circle and write.

1.



6

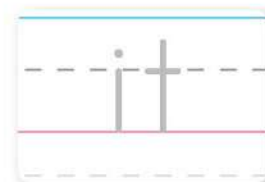
2.



3.



4.



**E** Listen and chant. Then read.

disc 2  
14



I don't want six pits!



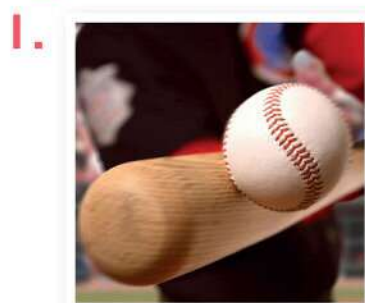
short o

Unit 5 49



# in ig it ix

## A Circle.



dig hit  
pin



wig six  
fig



mix pit  
win



big bin  
fin

## B Listen, read, and write. disc 2 15

hit pin win dig fig six  
big bin fin wig pit mix


in	ig	it	ix
<input type="text"/>	<input type="text"/>	<input type="text"/>	<input type="text"/>
<input type="text"/>	<input type="text"/>	<input type="text"/>	<input type="text"/>
<input type="text"/>	<input type="text"/>	<input type="text"/>	<input type="text"/>
<input type="text"/>	<input type="text"/>	<input type="text"/>	<input type="text"/>

**Now try these!** tin rig kit fix



**C** Look and listen. Read along. disc 2  
16

## Help!



Sight words: help under thank now

in

ig

it

ix

short o

Unit 5 51

ot

**A** Listen and learn. disc 2  
**17**



**B** Listen, point, and repeat. disc 2  
**18**

1.



fox

2.



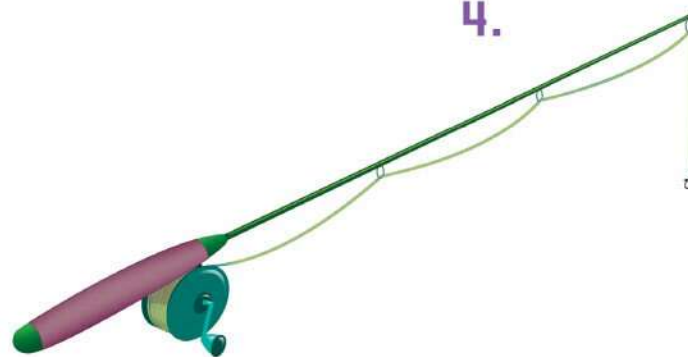
log

3.



ox


4.



rod

**C** Listen and read. Then write. disc 2  
19

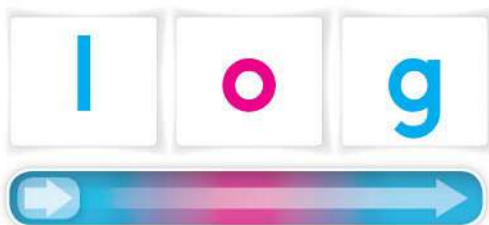
1.



= ox

Handwriting practice lines for the word 'ox'.


2.



= log

Handwriting practice lines for the word 'log'.


3.



= rod

Handwriting practice lines for the word 'rod'.

4.



= fox

Handwriting practice lines for the word 'fox'.

**D** Listen and chant. Then read. disc 2  
20

rod log ox fox




o ot op

A Listen and learn. disc 2  
21

o + t = ot

p + ot = pot



B Listen, point, and repeat. disc 2  
22



pot



hot



cot



dot



**C** Listen and circle the ones that rhyme.

disc 2  
23

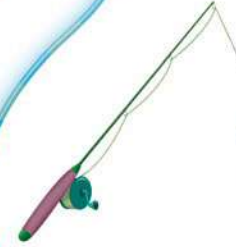
1.



2.



3.



**D** Circle and write.

1.



c h o t

Blank handwriting lines for the word 'cot'.

2.



h o x t

Blank handwriting lines for the word 'hot'.

3.



d o t p

Blank handwriting lines for the word 'dot'.

4.



p t o t

Blank handwriting lines for the word 'pot'.

**E** Listen and chant. Then read.

disc 2  
24



The hot pot is under the cot.



short o



o



ot



op

short u Unit 6

55

u





o ot op

**A** Listen and learn. disc 25

o + p = op

t + op = top

**B** Listen, point, and repeat. disc 26

1.



top

2.



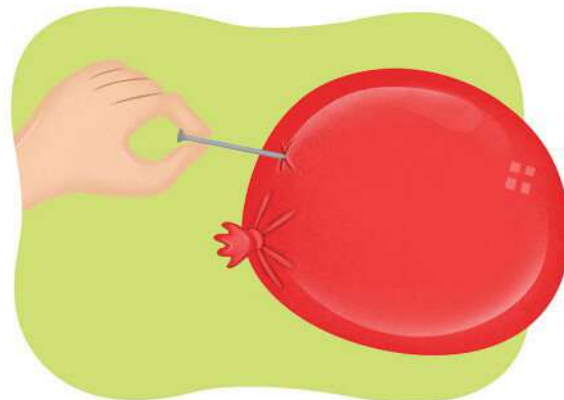
mop

3.



hop

4.



pop

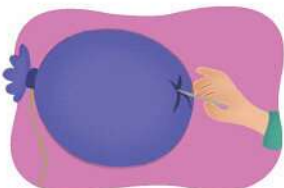


**C** Listen and number. disc 2  
27



**D** Read, check, and write.

1.  top  log  mop  \_\_\_\_\_

2.  hop  pop  cot  \_\_\_\_\_

3.  pop  hot  top  \_\_\_\_\_

4.  hop  mop  rod  \_\_\_\_\_

**E** Listen and chant. Then read. disc 2  
28

pop top mop hop



# o ot op

## A Circle.

1.



hop dot  
rod pot

2.



top cot  
log mop

3.



hot ox  
fox pop

## B Listen and write. disc 2 29



ot

<div style="border-bottom: 1px dashed black; border-top: 1px solid black; width: 90%; margin: 0 auto;"></div>	<div style="border-bottom: 1px dashed black; border-top: 1px solid black; width: 90%; margin: 0 auto;"></div>	<div style="border-bottom: 1px dashed black; border-top: 1px solid black; width: 90%; margin: 0 auto;"></div>	<div style="border-bottom: 1px dashed black; border-top: 1px solid black; width: 90%; margin: 0 auto;"></div>
---	---	---	---

op

<div style="border-bottom: 1px dashed black; border-top: 1px solid black; width: 90%; margin: 0 auto;"></div>	<div style="border-bottom: 1px dashed black; border-top: 1px solid black; width: 90%; margin: 0 auto;"></div>	<div style="border-bottom: 1px dashed black; border-top: 1px solid black; width: 90%; margin: 0 auto;"></div>	<div style="border-bottom: 1px dashed black; border-top: 1px solid black; width: 90%; margin: 0 auto;"></div>
---	---	---	---

Now try these!

got bop

C Look and listen. Read along. disc 2  
30

## The Fox



The fox has a hot pot.



He stands on a log and uses a rod.



The fish hops.  
It doesn't like the rod!



The fox hops, too. He gets wet!

**Sight words:** stands doesn't too gets



## Review 3

in ig it ix o ot op

## Song

A Look and listen. Sing along.

disc 2  
31

In, on, under.

In, on, under.

A mop in a bin,

A pin on a hat,

And six logs under a pot.

A big fish in a net,

A dog on a mat,

And six kids under a cot.



**B** Listen and circle the ones that rhyme.

disc 2  
32

1.



2.



3.



4.



**C** Match and write.

1.




it

f n

pi

2.



ot

h t

fi

3.



og

p t

lo

4.



in

l g

ho

## in ig it ix o ot op

**D** Read and match. Then write.

1. top

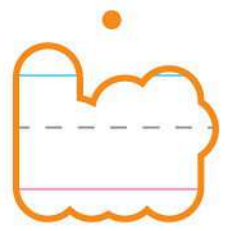
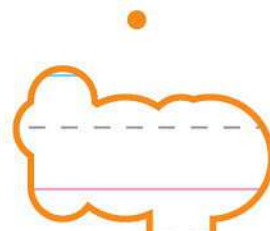
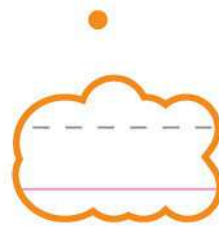
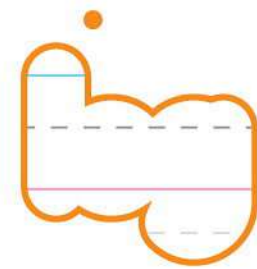
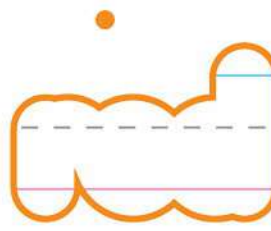
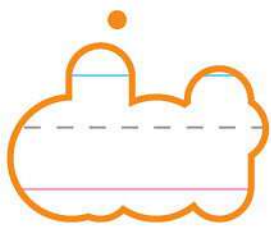
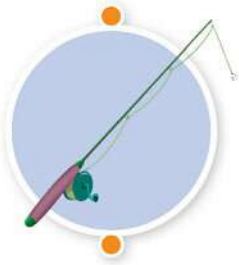
2. hit

3. dot

4. rod

5. six

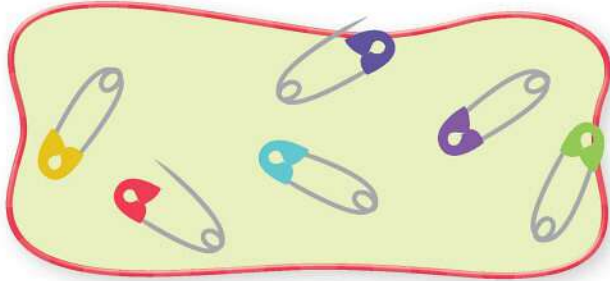
6. log



**E** Listen, read, and check.

disc 2  
33

1.



I can see six pins.

I can see six fins.

2.



A wig is in the bin.

A top is in the bin.

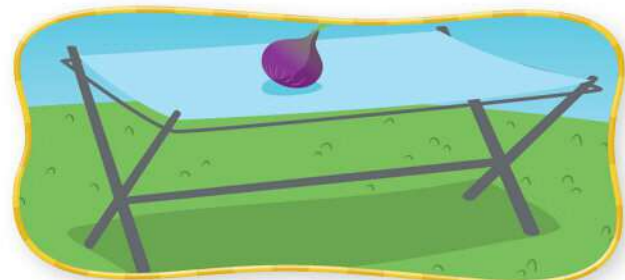
3.



The fox is hot.

The ox is hot.

4.



A fig is on the cot.

A mop is on the cot.

# Game

F Play the game.

big ox cot fin mix pot

hop win

End

Start

fox pin wig

pop pit log hot dig mop

1 2 3

3 2 1

2 1 3

short u





# Unit 7

short u

u ug ud up

A Listen and learn.


disc 2  
34



B Listen, point, and repeat.


disc 2  
35

1.



sun

2.



up

3.



jug

4.





hug


**C** Listen and read. Then write.

disc 2  
36

1.




=



Blank handwriting lines for the word 'up'.

2.




=




Blank handwriting lines for the word 'hug'.

3.



=



Blank handwriting lines for the word 'sun'.

4.




=



Blank handwriting lines for the word 'jug'.

**D** Listen and chant. Then read.

disc 2  
37



The sun is up!




u ug ud up




**A** Listen and learn. disc 2  
38

**u** + **g** = **u g**

**b** + **u g** = **b u g**



**B** Listen, point, and repeat. disc 2  
39



bug



rug



mug



**C** Listen and circle. disc 2  
40

1.




b  
r ug

2.



m  
r ug

3.



m  
b ug

**D** Read and write.

jug mug hug rug bug sun

1.



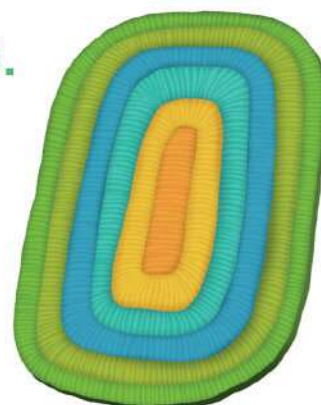
Handwriting practice lines (dashed top line, solid middle line, solid bottom line).

2.



Handwriting practice lines (dashed top line, solid middle line, solid bottom line).

3.



Handwriting practice lines (dashed top line, solid middle line, solid bottom line).

**E** Listen and chant. Then read.

disc 2  
41

mug bug rug



u ug ud up



**A** Listen and learn. disc 2  
42

u + d = ud

b + ud = bud

u + p = up

p + up = pup

**B** Listen, point, and repeat. disc 2  
43

1. bud
2. mud
3. pup
4. cup

**C** Listen and circle the one that rhymes.

disc 2  
44

1. cup



2. bud



10



3. pup



4. mud



**D** Read and match. Then write.

1. cup

2. bud

3. mud

4. pup



**E** Listen and chant. Then read.

disc 2  
45




A pup sees a bud in the mud.



# u ug ud up

## A Circle.




bud up  
rug



pup mug  
bug





sun hug  
mud



cup jug  
pup

## B Listen, read, and write. disc 2 46

mug bud cup mud rug pup bug



Now try these!

tug dud sup

C Look and listen. Read along. disc 2  
47

## The Mud



There is some mud.  
The mud is sad.



A pup digs in the mud.



A bug puts a pit in the mud.



The sun comes up. It is a bud!  
Now the mud is happy.

**Sight words:** there some sad comes happy



# Unit 8


short u

ut ub um un

A Listen and learn. disc 2  
48


u + t = ut

n + ut = nut



B Listen, point, and repeat. disc 2  
49

1.



nut

2.



hut

3.




cut



**C** Listen and circle the ones that rhyme. disc 2  
50

1.



2.

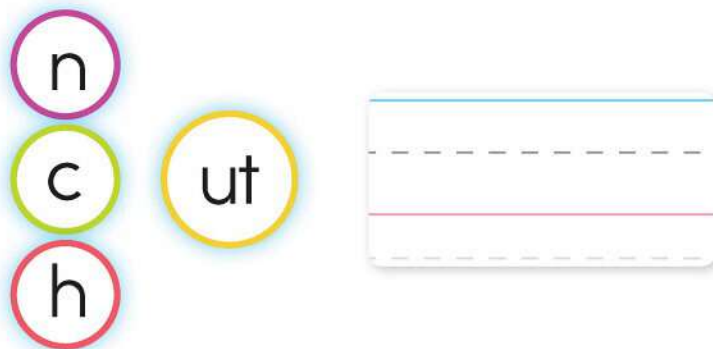


**D** Listen, match, and write. disc 2  
51


1.



2.



3.



**E** Listen and chant. Then read. disc 2  
52

hut cut nut



ut ub um un

A Listen and learn. disc 2  
53

u + b = ub



c + ub = cub



u + m = um



g + um = gum

B Listen, point, and repeat. disc 2  
54

1.




cub

2.



tub

3.



gum


4.



hum



**C** Listen and number. disc 2  
55



**D** Circle and write.

1.



um



Blank handwriting practice lines.

2.



ub



Blank handwriting practice lines.

3.



ub



Blank handwriting practice lines.

4.



um



Blank handwriting practice lines.

**E** Listen and chant. Then read.

disc 2  
56

The cub can hum in the tub.



ut ub um un

A Listen and learn. disc 2  
57

u + n = un

b + un = bun


B Listen, point, and repeat. disc 2  
58

1.



bun

2.



run

3.



fun

**C** Listen and circle. disc 2  
59



f un  
b un



f un  
r un



r un  
b un

**D** Circle and write.



r b u n



b u p n



f u n r

**E** Listen and chant. Then read.

disc 2  
60

fun bun run



# ut ub um un

## A Circle.

1.



gum cut  
bun

2.



nut run  
tub

3.



pup hum  
hut

4.



jug cub  
fun

## B Listen and write. disc 2 61

ut      ub      um      un

Now try these!      but    sub    sum    pun

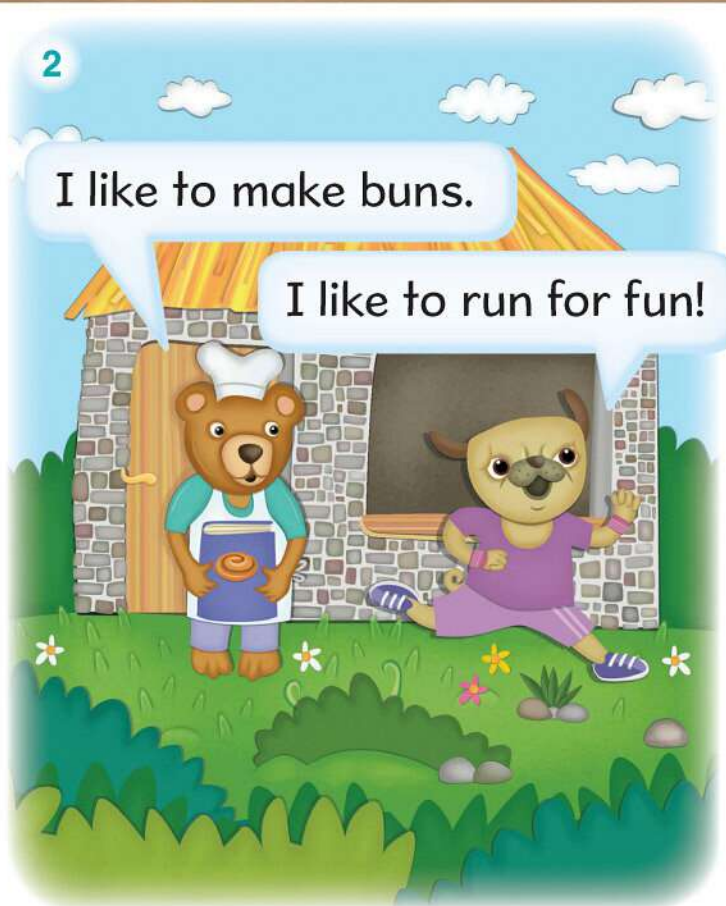


C Look and listen. Read along. disc 2  
62

## Friends



The cub and the pup are friends. They live in a hut.



The cub hums and cuts nuts.



**Sight words:** are friends they live make yum







**A** Look and listen. Sing along.

disc 2  
63

## Song

Friends, friends,  
A pup and a cub.  
They live in a hut,  
And they make some buns.  
Yum, yum, yum!

Friends, friends,  
A pup and a cub.  
They put a bug  
On a red rug.  
Run, run, run!

Friends, friends,  
A pup and a cub.  
They go in a tub  
Under the sun.  
Fun, fun, fun!



**B** Listen and circle the ones that rhyme.

disc 2  
64

1.



2.



3.



4.



**C** Match and write.

1.



ub

f n

bu

2.



un

j g

cu

3.



ud

c b

fu

4.



ug

b d

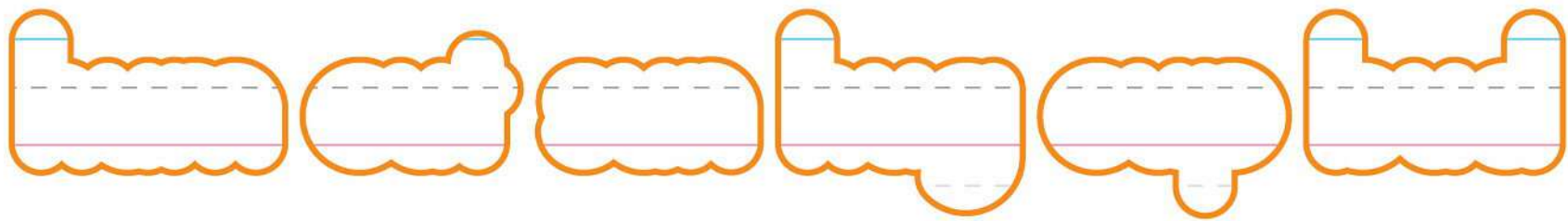
ju



# u ug ud up ut ub um un

**D** Read and match. Then write.

1. hug      2. bud      3. cut      4. cup      5. hum      6. sun




**E** Listen, read, and check.

disc 2  
65



There is a jug in the hut.   
 There is a bun in the hut.



A bug is on the rug.   
 A tub is on the rug.



The cub has a nut.   
 The cub has a mug.



This pup can run.   
 This bud can run.



# Game

**F** Play the game.



**End**

**End**



cup



run



cut



jug

tub



pup



gum

fun



hug



bud



up



mud



bun

cub



rug

mug



bug



nut



hut



hum

**Start**

**Start**



# Picture Dictionary

Aa



Blank writing lines for the word 'ant'.



Blank writing lines for the word 'bee'.



Blank writing lines for the word 'axe'.



Blank writing lines for the word 'cinnamon roll'.

Bb



Blank writing lines for the word 'backpack'.

Cc



Blank writing lines for the word 'can'.



Blank writing lines for the word 'bat'.



Blank writing lines for the word 'cap'.



Blank writing lines for the word 'bed'.



Blank writing lines for the word 'cat'.



Blank writing lines for the word 'bib'.



Blank writing lines for the word 'cot'.



Blank writing lines for the word 'whale'.



Blank writing lines for the word 'bear'.



Blank writing lines for the word 'tub'.



Blank writing lines for the word 'cup'.



Blank writing lines for the word 'seed'.



Blank writing lines for the word 'reading'.

Dd



Handwriting practice lines for the letter Dd.



Handwriting practice lines for the letter Dd.



Handwriting practice lines for the letter Dd.



Handwriting practice lines for the letter Dd.

Ee



Handwriting practice lines for the letter Ee.


Ff



Handwriting practice lines for the letter Ff.



Handwriting practice lines for the letter Ff.



Handwriting practice lines for the letter Ff.



Handwriting practice lines for the letter Ff.



Handwriting practice lines for the letter Ff.

Gg



Handwriting practice lines for the letter Gg.

Hh



Handwriting practice lines for the letter Hh.



Handwriting practice lines for the letter Hh.



Handwriting practice lines for the letter Hh.



Handwriting practice lines for the letter Hh.



Handwriting practice lines for the letter Hh.



Handwriting practice lines for the letter Hh.



Handwriting practice lines for the letter Hh.



Handwriting practice lines for the letter Hh.



Handwriting practice lines for the letter Hh.

Ii



Handwriting practice lines for the letter 'Ii'.



Handwriting practice lines for the letter 'Ii'.



Handwriting practice lines for the letter 'Ii'.



Handwriting practice lines for the letter 'Ii'.

Jj



Handwriting practice lines for the letter 'Jj'.



Handwriting practice lines for the letter 'Jj'.



Handwriting practice lines for the letter 'Jj'.



Handwriting practice lines for the letter 'Jj'.



Handwriting practice lines for the letter 'Jj'.



Handwriting practice lines for the letter 'Jj'.

Kk



Handwriting practice lines for the letter 'Kk'.



Handwriting practice lines for the letter 'Kk'.

Ll

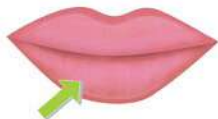


Handwriting practice lines for the letter 'Ll'.

Nn



Handwriting practice lines for the letter 'Nn'.



Handwriting practice lines for the letter 'Ll'.



Handwriting practice lines for the letter 'Nn'.



Handwriting practice lines for the letter 'Ll'.



Handwriting practice lines for the letter 'Nn'.

Mm



Handwriting practice lines for the letter 'Mm'.

Oo



Handwriting practice lines for the letter 'Oo'.

Pp



Blank handwriting practice box with dashed midline and solid top and bottom lines.



Blank handwriting practice box with dashed midline and solid top and bottom lines.



Blank handwriting practice box with dashed midline and solid top and bottom lines.



Blank handwriting practice box with dashed midline and solid top and bottom lines.



Blank handwriting practice box with dashed midline and solid top and bottom lines.



Blank handwriting practice box with dashed midline and solid top and bottom lines.



Blank handwriting practice box with dashed midline and solid top and bottom lines.



Blank handwriting practice box with dashed midline and solid top and bottom lines.



Blank handwriting practice box with dashed midline and solid top and bottom lines.



Blank handwriting practice box with dashed midline and solid top and bottom lines.



Blank handwriting practice box with dashed midline and solid top and bottom lines.



Blank handwriting practice box with dashed midline and solid top and bottom lines.



Blank handwriting practice box with dashed midline and solid top and bottom lines.



Blank handwriting practice box with dashed midline and solid top and bottom lines.



Blank handwriting practice box with dashed midline and solid top and bottom lines.



Blank handwriting practice box with dashed midline and solid top and bottom lines.



Blank handwriting practice box with dashed midline and solid top and bottom lines.

Ss



Blank handwriting practice box with dashed midline and solid top and bottom lines.

Rr




Blank handwriting practice box with dashed midline and solid top and bottom lines.

6

Blank handwriting practice box with dashed midline and solid top and bottom lines.





Blank handwriting practice lines with a dashed midline.



Blank handwriting practice lines with a dashed midline.

Tt



Blank handwriting practice lines with a dashed midline.



Blank handwriting practice lines with a dashed midline.

10

Blank handwriting practice lines with a dashed midline.

Yy



Blank handwriting practice lines with a dashed midline.



Blank handwriting practice lines with a dashed midline.



Blank handwriting practice lines with a dashed midline.

Zz



Blank handwriting practice lines with a dashed midline.



Blank handwriting practice lines with a dashed midline.



Blank handwriting practice lines with a dashed midline.

Uu



Blank handwriting practice lines with a dashed midline.

Vv



Blank handwriting practice lines with a dashed midline.

Ww




Blank handwriting practice lines with a dashed midline.



Blank handwriting practice lines with a dashed midline.

# Student Cards



1  
**cat**

2  
**ant**

3  
**yak**

4  
**ax**

5  
**ram**

6  
**jam**

7  
**yam**

8  
**dam**

9  
**fan**

10  
**man**

11  
**pan**

12  
**can**

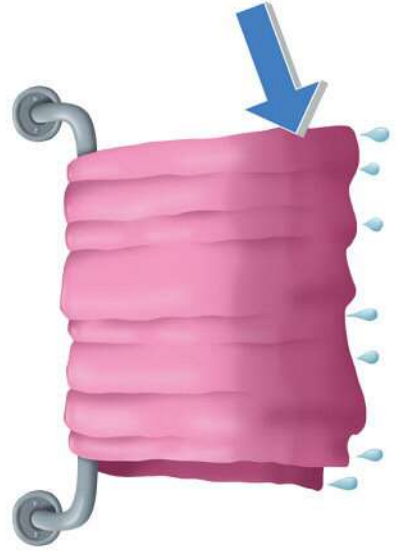
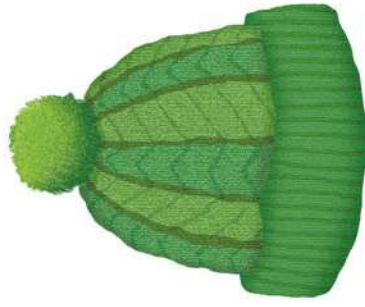


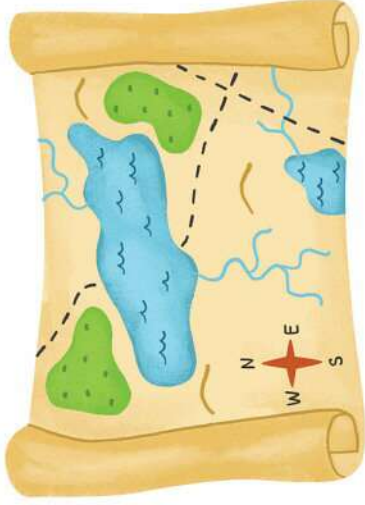

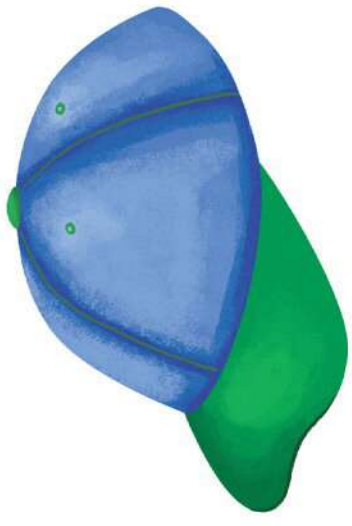
13  
**dad**

14  
**pad**

15  
**bag**

16  
**rag**





17

cap

18

map

19

nap

20

tap

21

boat

22

rat

23

hat

24

mat

25

web

26

egg

27

vet

28

ten

29

jet

30

net


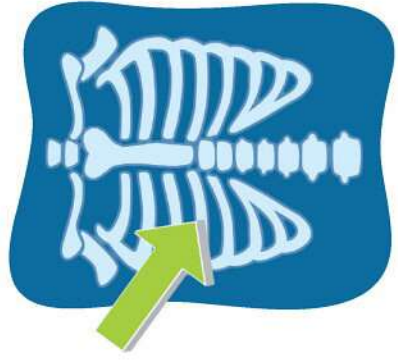

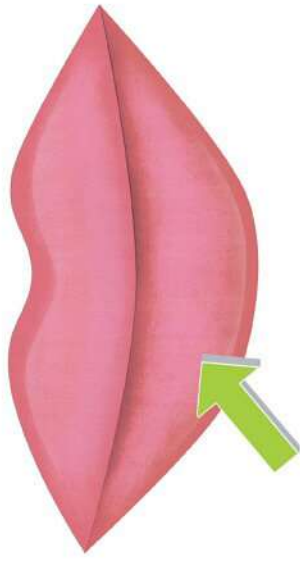
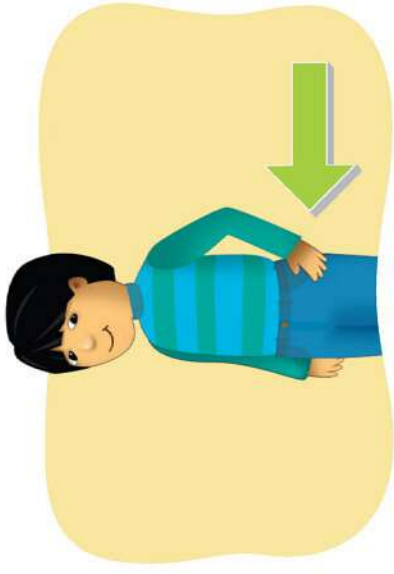
31

wet

32

pet





33

hen

34

pen

35

red

36

bed

37

hip

38

ink

39

zip

40

in

41

lip

42

tip

43

sip

44

rip

45

bib

46

rib

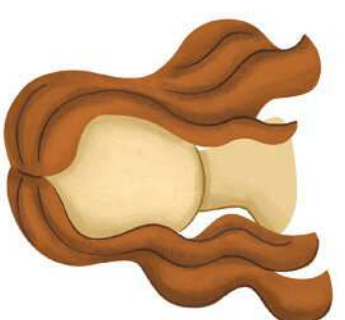


47

kid

48

lid







49

pin

50

fin

51

bin

52

win

53

fig

54

wig

55

big

56

dig

57

pit

58

hit

59

six

60

mix

61

fox

62

log








63

ox

64

rod





65

pot

66

hot

67

cot

68

dot

69

top

70

mop

71

hop

72

pop

73

sun

74

up

75

jug

76

hug

77

bug

78

rug


79

mug

80

bud





81

mud

82

pup

83

cup

84

nut

85

hut

86

cut

87

cup

88

tub

89

gum

90

hum

91

bun

92

run

93

fun

These cards belong to:





**Congratulations!**



This certifies that

\_\_\_\_\_

has successfully completed

# Oxford Phonics World 2

Short Vowels

on \_\_\_\_\_.

Signature \_\_\_\_\_

Date \_\_\_\_\_





# OXFORD

UNIVERSITY PRESS

198 Madison Avenue

New York, NY 10016 USA

Great Clarendon Street, Oxford, OX2 6DP, United Kingdom

Oxford University Press is a department of the University of Oxford.

It furthers the University's objective of excellence in research, scholarship, and education by publishing worldwide. Oxford is a registered trade mark of Oxford University Press in the UK and in certain other countries

© Oxford University Press 2015

The moral rights of the author have been asserted

eBook Edition

ISBN: 978 0 19 471250 7 Interactive ebook

ISBN: 978 0 19 471258 3 Interactive ebook - app version

First published in 2015

## No copying or file sharing

This digital publication is protected by international copyright laws.

No part of this digital publication may be reproduced, modified, adapted, stored in a retrieval system, or transmitted, in any form or by any means, to any other person or company without the prior permission in writing of Oxford University Press, or as expressly permitted by law. Enquiries concerning reproduction outside the scope of the above should be sent to the ELT Rights Department, Oxford University Press, at the address above

You must not modify, adapt, copy, store, transfer or circulate the contents of this publication under any other branding or as part of any other product. You may not print out material for any commercial purpose or resale

Any websites referred to in this publication are in the public domain and their addresses are provided by Oxford University Press for information only. Oxford University Press disclaims all and any responsibility for the content of such websites

## ACKNOWLEDGEMENTS

Cover Design: Molly K. Scanlon

*The authors and publisher are grateful to those who have given permission to reproduce the following extracts and adaptations of copyright material:*

*Illustrations by:* Scott Angle: 23, 39; Constanza Basaluzzo: 12 (bot), 19, 28 (bot), 34 (bot), 44 (bot), 56 (bot), 74 (bot), 83; Robin Boyer: 20, 31; Javier Burgos: 63, 79; Nancy Carlson: 4 (bot), 16 (bot), 32 (bot), 40, 52 (bot), 64 (bot), 71, 76 (bot); Mattia Cerato: 5 (bot), 9 (bot), 15 (middle and bot), 22 (bot), 25 (bot), 29 (bot), 35 (bot), 42 (bot), 45 (bot), 49 (bot), 55 (bot), 62 (bot), 65 (bot), 69 (middle and bot), 75 (bot), 82 (bot); Marcus Cutler: 43, 59; Lalena Fisher: 10, 18, 30, 38, 50, 58, 70, 78; Nathan Jarvis: 6 (bot), 26 (bot), 47 (middle), 48 (bot), 54 (bot), 66 (bot), 67, 72 (bot); Bill Ledger: 4 (top), 5 (mascot), 6 (top), 7 (mascot), 8 (top), 9 (mascot), 12 (top), 13 (mascot), 14 (top), 15 (mascot), 16 (top), 17 (mascot), 24 (top), 25 (mascot), 26 (top), 27 (mascot), 28 (top), 29 (mascot), 32 (top), 29 (mascot), 30 (top), 32 (mascot), 34 (top), 35 (mascot), 36 (top), 37 (mascot), 44 (top), 45 (mascot), 46 (top), 47 (mascot), 48 (top), 49 (mascot), 52 (top), 53 (mascot), 54 (top), 55 (mascot), 56 (top), 57 (mascot), 64 (top), 65 (mascot), 65 (top), 67 (mascot), 68 (top), 69 (mascot), 72 (top), 73 (mascot), 74 (top), 75 (mascot), 76 (top), 77 (mascot); Julissa Mora: 8 (bot), 11, 14 (bot), 24 (bot), 36 (bot), 46 (bot), 60, 68 (bot); Kristin Varner: 40, 51.

*We would also like to thank the following for permission to reproduce the following photographs:* 10: (jam) Artist-Unlimited/istockphoto, (cat) Daniel Gale/shutterstock.com, (man) Oliver Omg/shutterstock.com; 18: (backpack) asiseeit/istockphoto, (faucet) Lisa Valder/istockphoto, (man) iPandastudio/istockphoto, (boy) Nicole Esy/istockphoto; 30: (girl) Fizia/istockphoto, (hen) Menna/shutterstock.com, (egg) Tentan/istockphoto, (bedroom) WaveBreakMedia LTD/shutterstock.com; 38: (bib) Juan Monino/istockphoto, (boy) Deudi/istockphoto, (ink) Caroline Eibl/shutterstock.com, (girl) Jaren Jai Wicklund/shutterstock.com; 50: (baseball) Todd Taulman/shutterstock.com, (fig) Larry Korb/shutterstock.com, (girl) Linda Yolanda/istockphoto, (fish) Brian K./shutterstock.com; 58: (pot) WoodyStock/Alamy, (top) Ruta Saulyte-Laurina/shutterstock.com, (ox) Konmesa/shutterstock.com; 70: (bud) Horten/shutterstock.com, (mug) Berents/shutterstock.com, (sun) djgis/shutterstock.com, (puppy) AnetaPics/shutterstock.com; 78: (gum) Coprid/shutterstock.com, (runner) Phase4Photography/shutterstock.com, (house) Pavelk/shutterstock.com, (cub) Nathan Hobbs/istockphoto.

*Music by:* Laurie Thain and Gordon Maxwell



# Oxford Phonics World

Let us guide you through the world of phonics...



**Oxford Phonics World** is the first step on your students' journey into English, leading you through **all 44 sounds**.

- **Over 150 Phonics Friends** — an angry apple, a big bear, and others — help children remember English sounds.
- **Action songs, chants, and games** encourage children to discover connections between English sounds and letters.
- **Active class activities** develop children's listening, speaking, reading, writing, and spelling skills and provide opportunities to apply them.
- **Multi-ROMs** include fun animations and interactive games, stories, and songs for practice at home.

**5 levels of phonics for use before or alongside your English course**

- **Student Book** with **Student Cards** and **Multi-ROMs**
- **Workbook**
- **Teacher's Book**
- **Phonics Cards**
- **Phonics Readers**
- **Oxford iTools**  
Digital Classroom Resources



Authors **Kaj Schwermer, Julia Chang, and Craig Wright**, and musician **Laurie Thain** are experienced teachers and teacher trainers who specialize in phonics instruction.

**OXFORD**  
UNIVERSITY PRESS

[www.oup.com/elt/oxfordphonicsworld](http://www.oup.com/elt/oxfordphonicsworld)

ISBN 978-0-19-459618-3



9 780194 596183